


LEWIS R. GARRETT
-- DIRECTOR OF HEALTH

DELANE D. MCGARVEY
-- ENVIRONMENTAL HEALTH DIRECTOR

2006 STATISTICAL AND ACTIVITY REPORT



ENVIRONMENTAL HEALTH SERVICES DIVISION
DAVIS COUNTY HEALTH DEPARTMENT

THE ENVIRONMENTAL HEALTH AND SERVICES DIVISION WAS EXPANDED IN 2006 TO INCLUDE FOUR BUREAUS CONDUCTING ACTIVITIES IN AIR QUALITY – FOOD SERVICE AND PERMITTED FACILITIES – WATER RESOURCES – AND SOLID WASTE MANAGEMENT AND WEATHERIZATION.

DAVIS COUNTY IS HOME TO 278,278 PERSONS PLUS MANY MORE VISITORS AND EMPLOYEES WHO SPEND TIME THROUGHOUT THE YEAR AT COUNTY ATTRACTIONS AND BUSINESSES.

ELIMINATING ACUTE OR CHRONIC FACTORS THAT COULD LEAD TO DISEASE OR INJURY IS THE GOAL OF THE DIVISION STAFF.



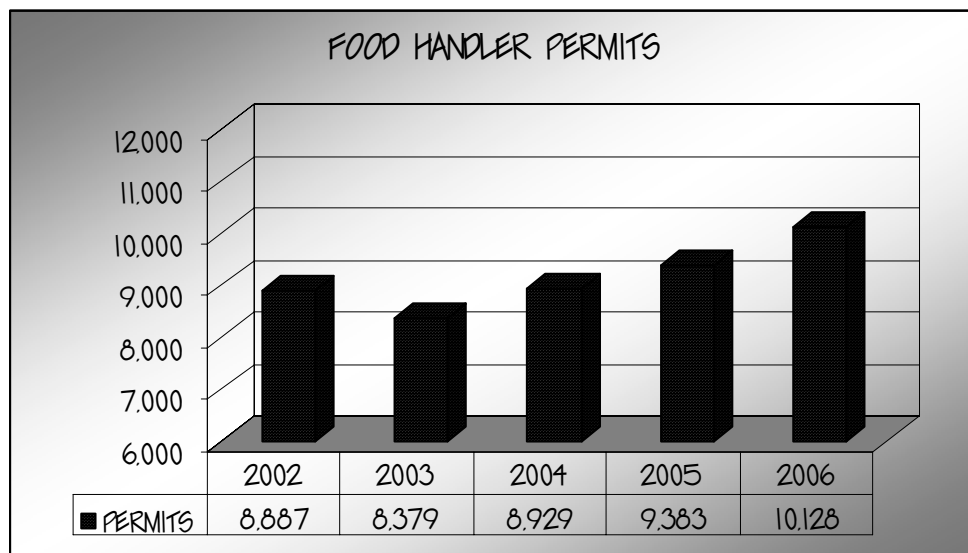
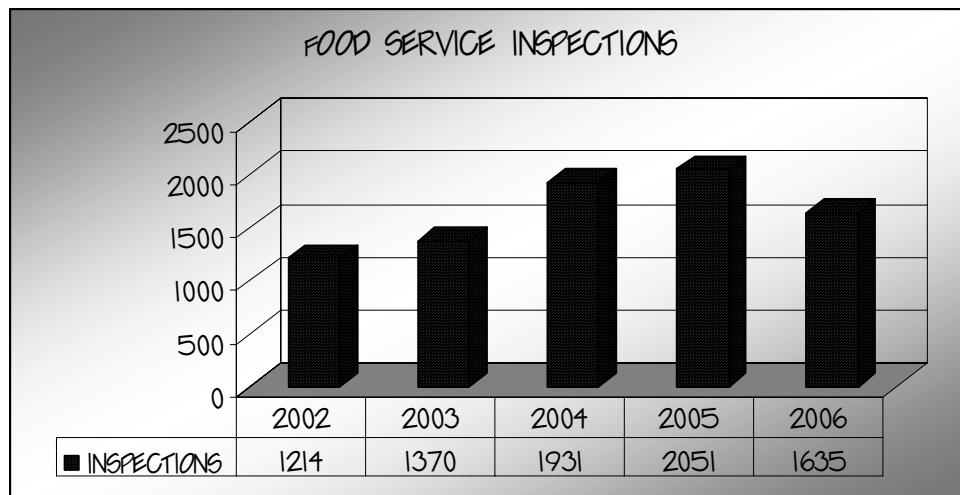
THE DIVISION STAFFED BY 44 FULL TIME AND 12 PART-TIME EMPLOYEES IS OUT IN THE COUNTY PROVIDING SERVICE IN 25 PROGRAM AREAS.

THE RATIO OF FIELD ENVIRONMENTAL HEALTH SCIENTISTS TO POPULATION IS ONE FOR EACH 39,750 PERSONS.

BUREAU	FULL-TIME	PART-TIME
FOOD SERVICE & FACILITIES	6	0
WATER RESOURCES	5	1
WASTE MANAGEMENT & RESPONSE	2	1
WEATHERIZATION	7	0
AIR QUALITY	1	0
INSPECTION & MAINTENANCE	22	12

FOOD SERVICE AND PERMITTED FACILITIES BUREAU:
LOUIS K. COOPER – BUREAU MANAGER

FOOD SERVICE INSPECTIONS AND ISSUING FOOD HANDLERS PERMITS ARE MAJOR EFFORTS OF THE BUREAU. INSPECTIONS REQUIRE 3.4 FTE'S WHILE FOOD HANDLER TESTING REQUIRES AN ADDITIONAL FTE.



OTHER FOOD SERVICE ACTIVITIES INCLUDED:

	2006	2005	2004	2003	2002
NOTICES	235	180	151	151	107
HEARINGS	7	8	5	0	7
CLOSURES	11	17	6	0	7
FOOD-BORNE INVESTIGATIONS	34	38	19	8	25
CONSULTATIONS	1292	1491	1680	1536	1232
FACILITY PLAN REVIEWS	127	41	27	29	54



INSTITUTIONAL FACILITIES INCLUDING SCHOOLS, PUBLIC AND PRIVATE, JOB CORPS CENTERS, NURSING HOMES, DAY CARE AND PRE-SCHOOL CENTERS, JAILS, HOSPITALS AS WELL AS OTHER PLACES OF PUBLIC AND MASS GATHERINGS ARE INSPECTED BY THE BUREAU.

2006 ALSO SAW THE BEGINNING OF INSPECTIONS OF BODY ART AND TANNING FACILITIES UNDER A PERMIT PROGRAM.

	2006	2005	2004	2003	2002
SCHOOLS INSPECTIONS	115	107	124	111	102
DAY CARE/PRE-SCHOOL INSPECTIONS	30	23	18	36	54
HOSPITAL INSPECTIONS	1	0	0	0	7
NURSING HOME INSPECTIONS	28	26	29	27	31
JOB CORPS INSPECTIONS	16	19	14	10	16
JAIL INSPECTIONS	7	3	4	1	6
FACILITY PLAN REVIEWS	4	5	2	2	10
CONSULTATIONS	270	184	282	275	259

THE UTAH INDOOR CLEAN AIR ACT REQUIREMENTS ARE ENFORCED BY ALL BUREAU PERSONNEL DURING THEIR FACILITY INSPECTIONS.

	2006	2005	2004	2003	2002
AIR ACT ACTIVITIES	1635	1502	435	393	201
CONSULTATIONS	157	32	62	94	152
INVESTIGATIONS	8	3	21	10	11
VIOLATIONS CITED	1	1	28	2	0

TWELVE BODY ART FACILITIES WERE INSPECTED AND PERMITTED AND 24 TANNING FACILITIES WERE INSPECTED AND PERMITTED DURING THE YEAR.

WATER RESOURCES BUREAU: JERRY THOMPSON – BUREAU MANAGER

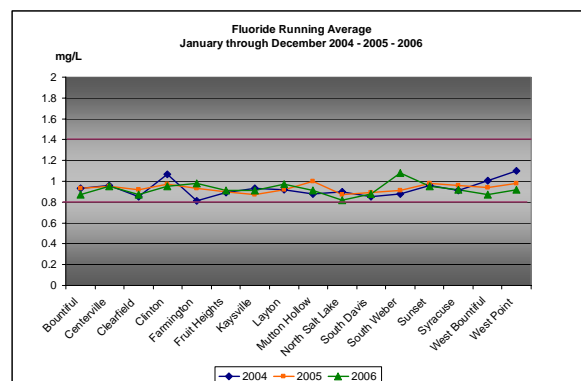
THE WATER RESOURCES BUREAU CONDUCTS ACTIVITIES IN FIVE PROGRAM AREAS: DRINKING WATER, PUBLIC POOLS, SURFACE WATER, WASTE WATER AND THE WATER LABORATORY WHICH PROVIDES SUPPORT FOR ALL OF THE PROGRAM AREAS.



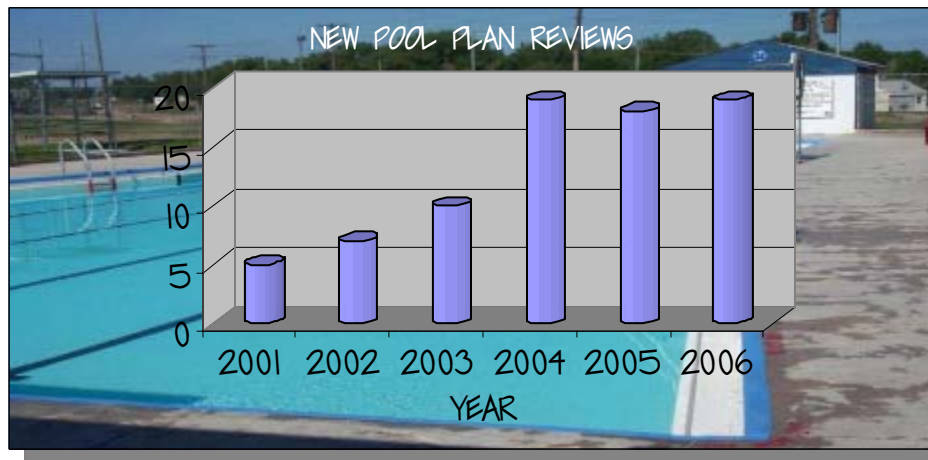
DRINKING WATER SUPPLIES CONTINUED TO BE WELL MAINTAINED AND OPERATED DURING THE YEAR. FOR THE THIRD CONSECUTIVE YEAR NO BOIL ORDERS WERE ISSUED. THE BUREAU INSTITUTED A QUALITY ASSURANCE DESIGNATION THIS YEAR WHICH WAS AWARDED TO EVERY CITY SYSTEM IN THE COUNTY.

	2006	2005	2004	2003	2002
SAMPLES (PUBLIC)	1997	2184	2581	1645	1669
SAMPLES (PRIVATE)	11	12	11	15	7
BACTERIAL ANALYSIS	4160	4304	4506	4532	3336
SYSTEM SURVEYS	11	18	13	19	7
PLAN REVIEWS	1	4	3	1	1
CONSULTATIONS	386	580	577	834	792
INVESTIGATIONS	20	12	13	15	13
BOIL ORDERS	0	0	0	1	0
FLUORIDE ANALYSIS	762	873	986	185	NA

THE ADJUSTMENT OF DRINKING WATER TO OPTIMAL FLUORIDE LEVELS WAS EVALUATED BY THE BUREAU AND FOUND TO BE WITHIN THE GUIDELINES OF THE REGULATION.



GROWTH IN PUBLIC SWIMMING POOLS CONTINUED IN 2006 WITH NINETEEN NEW POOL PLAN REVIEWS CONDUCTED. ALL PUBLIC POOLS MUST BE SUPERVISED BY A CERTIFIED POOL OPERATOR (CPO), AS REQUIRED BY STATE LAW. TO ASSIST COUNTY POOL OPERATORS, THE BUREAU CONDUCTS A CPO TRAINING AND CERTIFICATION COURSE EACH YEAR.



OTHER POOL PROGRAM ACTIVITIES:

	2006	2005	2004	2003	2002
POOL PERMITS ISSUED	159	144	150	140	112
FACILITY INSPECTIONS	222	224	237	204	161
NOTICES	53	37	3	20	35
POOLS CLOSED	98	78	17	24	15
SAMPLES TAKEN	2886	2120	2218	1745	2262
BACTERIAL ANALYSIS	5812	4181	4741	5192	4524
FIELD TESTS CONDUCTED	6981	4294	3161	1042	5653
CONSULTATIONS	531	607	443	398	485

DAVIS COUNTY SURFACE WATER INCLUDES THE 23 STREAMS THAT FLOW WESTWARD OFF THE WASATCH FRONT TO FARMINGTON BAY OF THE GREAT SALT LAKE. THE BAY AS WELL AS ANTELOPE ISLAND BEACH AREA ARE MONITORED FOR POLLUTION.

	2006	2005	2004	2003	2002
STREAM SAMPLES	875	720	660	461	388
LAKE SAMPLES	78	20	30	76	77
IRRIGATION WATER SAMPLES	6	4	0	18	0
FIELD TESTS	528	480	604	830	584
NOTICES	3	1	0	1	2
BACTERIAL ANALYSIS	38	53	36	46	91
CONSULTATION	117	117	117	160	150

DAVIS COUNTY IS FORTUNATE TO HAVE FOUR WELL OPERATED SEWAGE TREATMENT PLANTS THAT PROVIDE COLLECTION LINES FOR MOST DEVELOPED AREAS. THE BUREAU HAS PRIMARY APPROVAL AUTHORITY FOR INDIVIDUAL WASTE WATER SYSTEMS FOR THOSE HOMES THAT CANNOT CONNECT TO A PUBLIC SEWER LINE. THE BUREAU DEVELOPED A GIS DATA BASE OF ALL KNOWN INDIVIDUAL ON-SITE WASTE WATER SYSTEMS IN THE COUNTY AND MAPPED THEIR RELATIONSHIP TO EXISTING SEWER LINES.

ON-SITE WASTE WATER ACTIVITIES:

	2006	2005	2004	2003	2002
INSTALLATION PLAN REVIEWS	4	4	5	0	4
SOIL EVALUATIONS	4	4	3	3	7
PERCOLATION TESTS CONDUCTED	4	4	4	15	0
ON-SITE INSPECTIONS	6	4	5	10	4
INVESTIGATIONS	5	12	10	1	10
CONSULTATIONS	92	73	44	93	-
REQUIRED CONNECTIONS TO SEWER	0	2	2	0	9

THE ENVIRONMENTAL LABORATORY PROVIDES ANALYTICAL RESULTS FOR ALL WATER PROGRAMS. PROVIDING TIMELY AND COMPREHENSIVE INFORMATION ON POTENTIAL DISEASE ORGANISMS IN DRINKING WATER SUPPLIES OR PUBLIC POOLS ALLOWS STAFF AND OPERATORS TO REMEDY THE



PROBLEMS QUICKLY THUS PROTECTING THE GENERAL PUBLIC HEALTH. THE BUREAU ALSO CONTRACTS WITH CITY AND DISTRICT DRINKING WATER DEPARTMENTS IN PROVIDING BACTERIAL ANALYSIS FOR THEIR REQUIRED SYSTEM SAMPLES.

AIR QUALITY BUREAU: MARK WILLIAMS – BUREAU MANAGER

AIR QUALITY IN DAVIS COUNTY IS GREATLY IMPACTED BY TRANSPORTATION AND INDUSTRIAL ACTIVITIES THROUGHOUT THE ENTIRE WASATCH FRONT METROPOLITAN AREA. BUREAU ACTIVITIES ARE AIMED AT REDUCING LOCAL IMPACTS FROM GASOLINE AND DIESEL EXHAUST, LOCAL TRANSFER OF FUEL AT SERVICE STATIONS, DUST PRODUCING SITES, SMOKE FROM LOCAL BURNING AND SOLID FUEL STOVE USE. BUREAU PERSONNEL WORK WITH STATE DEPARTMENT OF AIR QUALITY STAFF ON INDUSTRIAL POINT SOURCE EMISSIONS.



	2006	2005	2004	2003	2002
OPEN BURNING ACTIVITIES	19	14	20	6	14
FUEL TRANSFER ACTIVITIES (VOC)	142	40	48	26	39
AIR MONITORING STATION ACTIVITIES	313	313	310	311	313
CONSULTATIONS	289	162	186	160	194

THE VEHICLE INSPECTION AND MAINTENANCE (I/M) PROGRAM HELPS MAINTAIN THE FLEET OF VEHICLES IN THE COUNTY AS CLOSE TO MANUFACTURERS' SPECIFICATIONS AS POSSIBLE THROUGH INSPECTION AND REQUIRED MAINTENANCE. THE BUREAU PERMITS APPROXIMATELY 113 STATIONS WHERE CITIZENS CAN TAKE THEIR VEHICLES FOR INSPECTION PRIOR TO REGISTRATION.

	2006	2005	2004	2003	2002
PERMITTED SITE VEHICLE INSPECTIONS	151,213	151,499	140,101	151,563	166,547
BUREAU TEST FACILITY GAS TESTS	26,346	27,347	35,282	35,550	41,086
BUREAU TEST FACILITY DIESEL TESTS	6,787	5,983	5,882	6,429	6,961
TOTAL VEHICLES TESTED IN COUNTY	184,346	184,829	176,931	193,542	214,594
PERMITTED STATION AUDITS	967	827	793	589	488
DMV REGISTRATION RENEWALS	42,561	42,916	46,486	46,395	44,062

WASTE MANAGEMENT & ENVIRONMENTAL RESPONSE BUREAU: DAVID SPENCE – BUREAU MANAGER

THE BUREAU CONDUCTS ACTIVITIES IN SOLID WASTE PROGRAMS, VECTORS OF PUBLIC SIGNIFICANCE, HOUSING, RADON, LEAD, AND PROVIDES LEADERSHIP IN ENVIRONMENTAL RESPONSE FOR ALL MEDIA. TRAINS STAFF IN EMERGENCY RESPONSE AND PERSONAL PROTECTION AND SAFETY. A MAJOR ADDITION TO THE BUREAU IS THE TRI-COUNTY (DAVIS-WEBER-MORGAN) WEATHERIZATION PROGRAM.



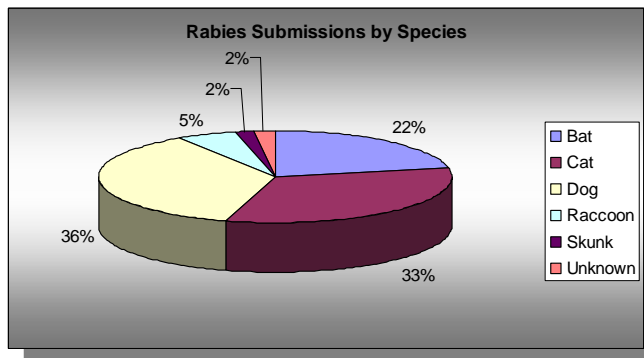
SOLID WASTE ACTIVITIES INCLUDE:

	2006	2005	2004	2003	2002
LANDFILL INSPECTIONS	0	0	1	0	8
INVESTIGATIONS	122	71	92	67	73
VIOLATIONS CITED	9	26	3	2	10
ANIMAL WASTE INVESTIGATIONS	20	44	41	35	65
VIOLATIONS CITED	9	26	0	3	5
SOLID WASTE CONSULTATIONS	108	123	163	174	160
INFECTIOUS WASTE FACILITY INSPECT.	0	2	1	2	2
INFECTIOUS WASTE VEHICLE INSPECT.	2	7	11	7	9
INFECTIOUS WASTE INVESTIGATIONS	4	1	1	2	14
INFECTIOUS WASTE CONSULTATIONS	16	22	41	41	69
HAZARDOUS WASTE INVESTIGATIONS	66	69	37	35	153
HAZARDOUS WASTE CONSULTATIONS	101	92	122	127	272
SITE ASSESSMENTS	77	24	57	28	5
ASBESTOS SURVEYS	34	47	35	35	38
ASBESTOS SAMPLES	1	0	1	4	1
ASBESTOS ANALYSIS	20	15	9	22	37
USED OIL FACILITY INSPECTIONS	69	62	60	58	-

THE BUREAU RESPONDS TO COMPLAINTS CONCERNING HOUSING UNITS RENTED TO THE PUBLIC AND REQUIRES CORRECTION OF DEFICIENCIES RELATED TO HEALTH AND SAFETY.

	2006	2005	2004	2003	2002
HOUSING UNITS INSPECTED	181	127	152	94	73
HOUSING UNITS CITED	36	20	20	15	27
HOUSING UNITS CLOSED	20	32	30	23	26
CONSULTATIONS	418	405	434	260	212

THE BUREAU CONDUCTS ACTIVITIES CONCERNING VECTORS OF PUBLIC HEALTH SIGNIFICANCE THE MAIN ONES BEING RABIES INVESTIGATION AND RAT CONTROL. COORDINATION WITH DAVIS COUNTY MOSQUITO ABATEMENT DISTRICT FOR THE MINIMIZATION OF WEST NILE VIRUS DISEASE IS ALSO AN IMPORTANT ACTIVITY.








	2006	2005	2004	2003	2002
ANIMALS SUBMITTED FOR RABIES TEST	72	74	105	110	51
ANIMALS TESTED POSITIVE	1	2	0	5	2
RABIES INVESTIGATIONS	37	65	46	108	46
AREAS INSPECTED FOR RATS	86	78	66	83	68
AREAS BAITED FOR RATS	0	0	2	4	2
OTHER VECTOR ACTIVITIES	66	79	110	125	121
CONSULTATIONS	239	239	316	339	372

PROVIDING SAFE COORDINATED RESPONSE TO ALL ENVIRONMENTAL HEALTH EMERGENCES IS THE RESPONSIBILITY OF THE BUREAU. STAFF TRAINING IS CONDUCTED THROUGHOUT THE YEAR AND COORDINATION WITH OTHER PUBLIC HEALTH, FIRE AND EMERGENCY RESPONSE AGENCIES IS MAINTAINED.

	2006	2005	2004	2003	2002
RESPONSE INCIDENTS	89	98	39	61	49

THE WEATHERIZATION PROGRAM STAFF IMPROVES HOMES FOR LOW INCOME CITIZENS OF THE TRI-COUNTY AREA BY IMPROVING INSULATION AND REPLACING INEFFICIENT HEATING WITH COST EFFECTIVE DEVICES.

IN 2006:

-  138 HOMES HAD WEATHERIZATION COMPLETED
-  25 FURNACES THAT WERE EITHER NON-OPERATIONAL OR INEFFICIENT WERE REPLACED.
-  48 REFRIGERATORS WERE REPLACED WITH ENERGY STAR RATED REFRIGERATORS
-  275 SINGLE PANE WINDOWS WERE REPLACED WITH LOW E VINYL WINDOWS
-  43 HOMES WERE CARRIED OVER TO 2007 WITH 133 PENDING.

